

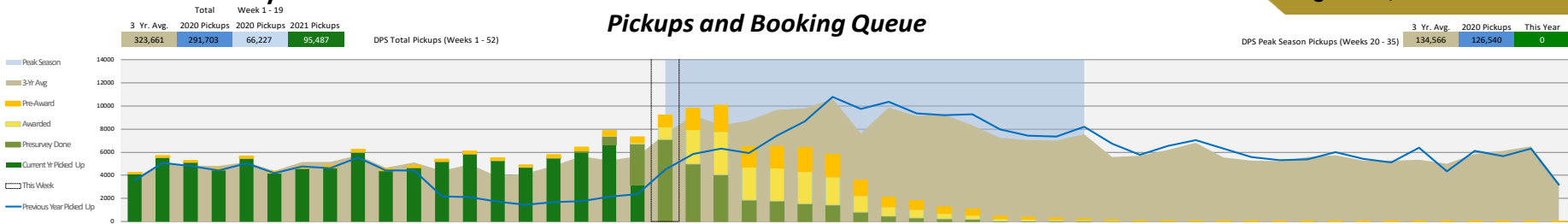


DP3-Industry Read-aheads, 10 May 2021 (Week 20)

UNCLASSIFIED

Data current as of 10 May 2021

Together, we deliver.



| Week | 1 | 2 | 3 | 4 | 5 | 6 | 7 | 8 | 9 | 10 | 11 | 12 | 13 | 14 | 15 | 16 | 17 | 18 | 19 | 20 | 21 | 22 | 23 | 24 | 25 | 26 | 27 | 28 | 29 | 30 | 31 | 32 | 33 | 34 | 35 | 36 | 37 | 38 | 39 | 40 | 41 | 42 | 43 | 44 | 45 | 46 | 47 | 48 | 49 | 50 | 51 | 52 |
|-------------------------|------|------|------|------|------|------|------|------|------|------|------|------|------|------|------|------|------|------|------|------|------|------|------|------|------|-------|------|-------|------|------|------|------|------|------|------|------|------|------|------|------|------|------|------|------|------|------|------|------|------|------|------|------|
| Pre-Awarded | 111 | 150 | 148 | 152 | 170 | 129 | 164 | 203 | 232 | 202 | 214 | 198 | 216 | 215 | 189 | 242 | 279 | 447 | 477 | 1032 | 1823 | 2248 | 1782 | 1883 | 2062 | 1966 | 1347 | 839 | 778 | 564 | 524 | 241 | 196 | 158 | 125 | 80 | 57 | 56 | 50 | 35 | 23 | 21 | 17 | 11 | 16 | 10 | 7 | 4 | 16 | 2 | 4 | 1 |
| Awarded | 5 | 3 | 8 | 1 | 6 | 5 | 4 | 5 | 7 | 2 | | 6 | 6 | 11 | 10 | 9 | 25 | 34 | 106 | 1087 | 2975 | 3765 | 2855 | 2855 | 2776 | 2430 | 1443 | 820 | 710 | 466 | 363 | 167 | 118 | 112 | 82 | 48 | 28 | 30 | 22 | 17 | 12 | 9 | 8 | 2 | 4 | 5 | 4 | 3 | 2 | 2 | 2 | 1 |
| Presurvey Done | 10 | 14 | 6 | 6 | 8 | 11 | 3 | 8 | 21 | 8 | 17 | 22 | 30 | 42 | 45 | 76 | 140 | 727 | 3576 | 7083 | 4990 | 4040 | 1866 | 1778 | 1560 | 1445 | 474 | 330 | 242 | 193 | 66 | 65 | 45 | 42 | 22 | 12 | 4 | 10 | 3 | 4 | | | | | | | | | | | | |
| Current Yr Picked Up | 4132 | 5552 | 5139 | 4457 | 5478 | 4217 | 4608 | 4651 | 5984 | 4408 | 4649 | 5185 | 5834 | 5262 | 4677 | 5455 | 5990 | 6653 | 3156 | | | | | | | | | | | | | | | | | | | | | | | | | | | | | | | | | |
| Previous Year Picked Up | 3550 | 5085 | 4797 | 4423 | 5026 | 4184 | 4752 | 4599 | 5524 | 4439 | 4418 | 2172 | 2095 | 1726 | 1465 | 1678 | 1745 | 2166 | 2383 | 4513 | 5839 | 6320 | 5922 | 7426 | 8652 | 10776 | 9728 | 10339 | 9358 | 9186 | 9278 | 7978 | 7430 | 7345 | 8188 | 6720 | 5783 | 6559 | 7030 | 6307 | 5561 | 5303 | 5369 | 5985 | 5424 | 5130 | 6389 | 4348 | 6132 | 5664 | 6324 | 3170 |

4-Week Shipment Forecast by Branch of Service (all statuses in DPS)

| Branch of Service | Week 21 | Week 22 | Week 23 | Week 24 |
|-------------------|--------------|---------------|--------------|--------------|
| USAF | 2,800 | 2,636 | 1,677 | 1,690 |
| USA | 3,828 | 3,708 | 2,429 | 2,451 |
| USCG | 552 | 730 | 484 | 511 |
| USMC | 905 | 969 | 711 | 705 |
| USN | 1,703 | 2,010 | 1,202 | 1,159 |
| Totals: | 9,788 | 10,053 | 6,503 | 6,516 |

Invoices With Pending Line Items Over 3 GBDs

349 invoices with 905 pending line items totaling \$963,200.46

Top 10 Locations:

| Shipping Offices | Office ID | Amount | # Invoices |
|------------------------|-----------|---------------|------------|
| JPPSO PEARL HARBOR, HI | MLNQ | \$ 385,102.77 | 114 |
| FLC, JACKSONVILLE, FL | CNNQ | \$ 192,271.74 | 74 |
| MILDENHALL AB, UK | YBCA | \$ 188,659.99 | 66 |
| CENTCOM EVAB | SWAP | \$ 50,208.02 | 10 |
| CANBERRA, AUSTRALIA | RAFK | \$ 33,405.33 | 3 |
| MISAWA AB, JAPAN | QEFL | \$ 33,353.95 | 5 |
| FLC, NORFOLK, VA | BGNC | \$ 28,886.41 | 22 |
| KUNSAN AB, KOREA | QMFL | \$ 22,887.14 | 5 |
| NAV REG MARIANAS, GUAM | PBNQ | \$ 16,984.59 | 3 |
| CBO YONGSAN, KOREA | QXAK | \$ 5,193.09 | 1 |

UNCLASSIFIED

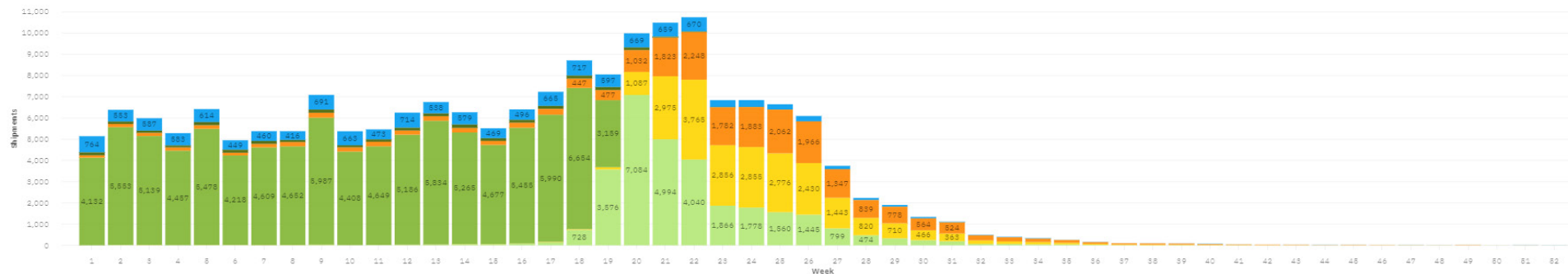


UNCLASSIFIED

DP3 Demand Model, 10 May 2021

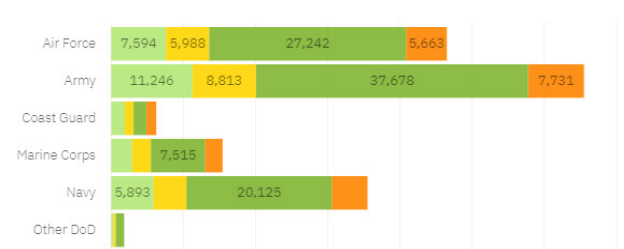
Together, we deliver.

2021 Demand

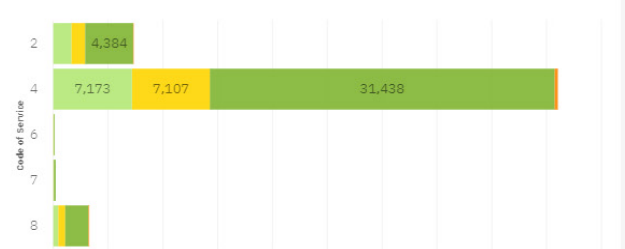


Measures
 Total Presurvey (Calculated) Total Award (Calculated) Total Pickups (Calculated) Total Preaward (Calculated) Total DPM (Calculated) Total NTS (Calculated)

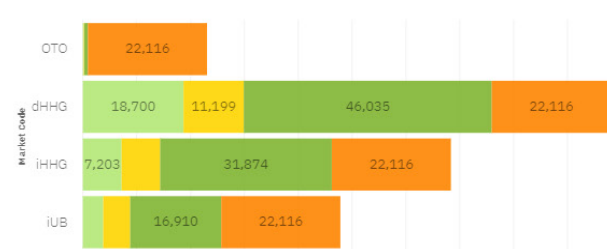
Service



Code of Service



Market



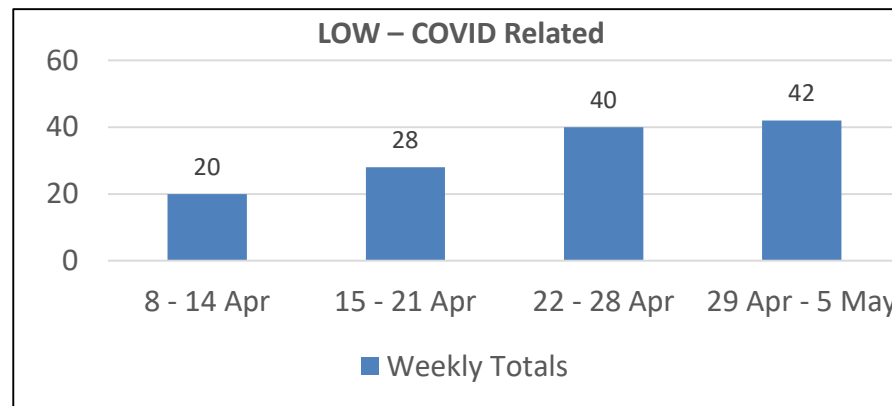
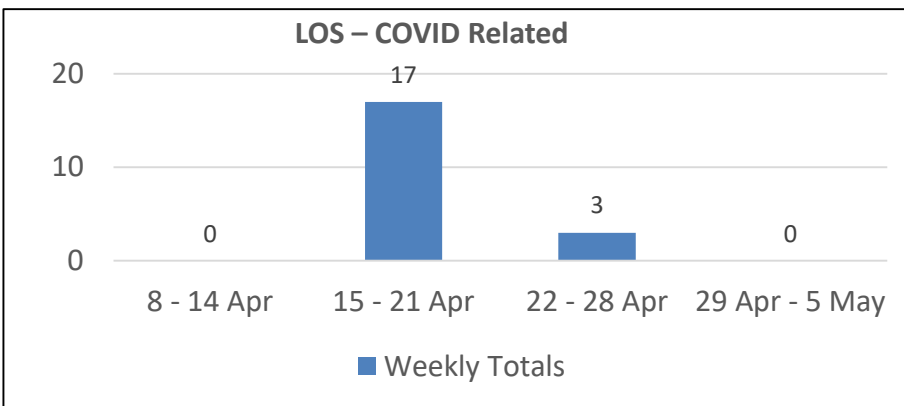
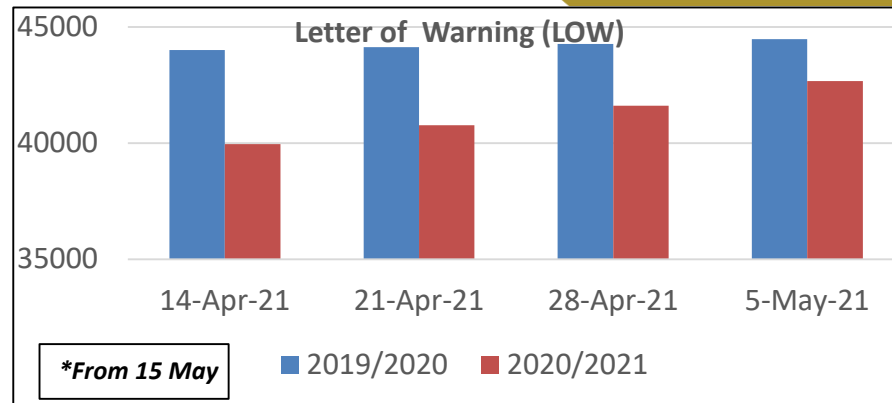
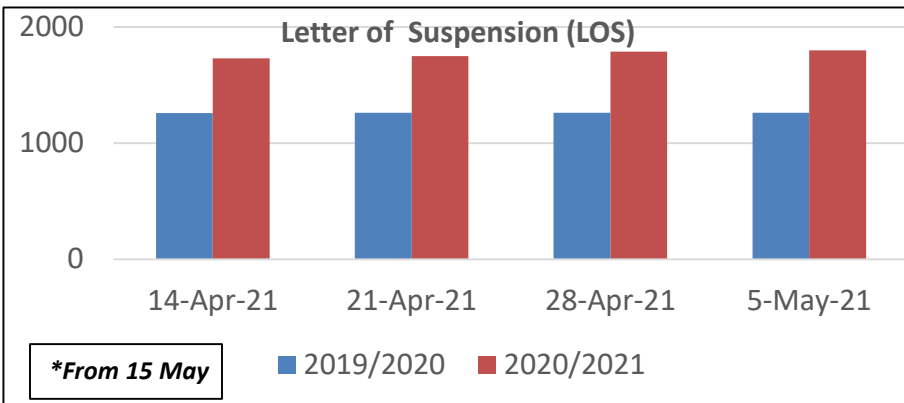
Charts reflect data in DPS – no Service projections are included

UNCLASSIFIED



Letters of Warning & Suspension

Together, we deliver.



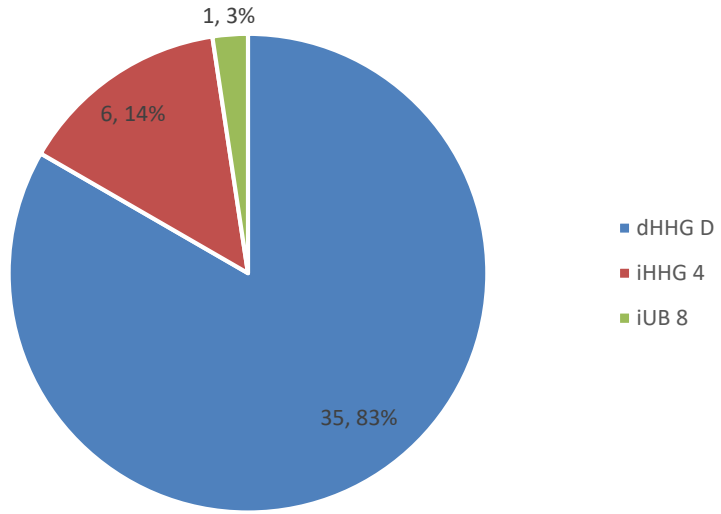


Weekly COVID Related Warnings

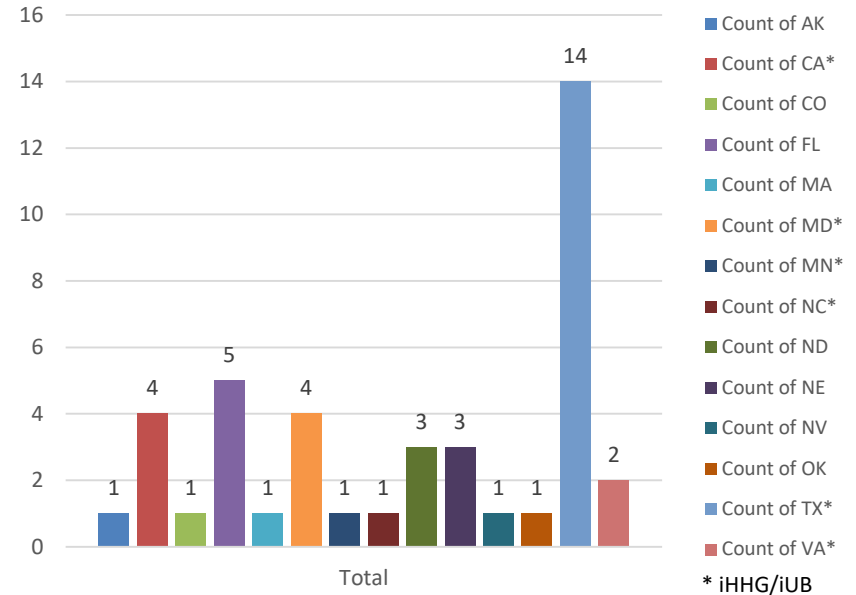
Together, we deliver.

Purpose: Provide COVID related warnings since our last meeting.

LOW - Market/COS (29 APR – 5 MAY 2021)



LOW – Location of Violations (29 APR – 5 MAY 2021)



2021 Year-to-Date Total: 483

Total Since Reporting Began (15 May 2020 – 5 May 2021): 2,504 LOW



Issuing GBLOC (JPPSO) – COVID Related LOS/LOW

Together, we deliver.

GBLOC/COVID LOS (29 APR – 5 MAY 2021)

Total: 0

GBLOC/COVID LOW (29 APR – 5 MAY 2021)

| GBLOC | Mask | Certificate | Both |
|-------|------|-------------|------|
| AGFM | 2 | | |
| BGAC | 2 | 4 | |
| CNNQ | 1 | 1 | 1 |
| HAFC | 6 | 8 | 2 |
| HBAT | | 1 | |
| KKFA | 6 | 3 | 1 |
| LKNQ | 1 | 2 | |
| MBFL | 1 | | |

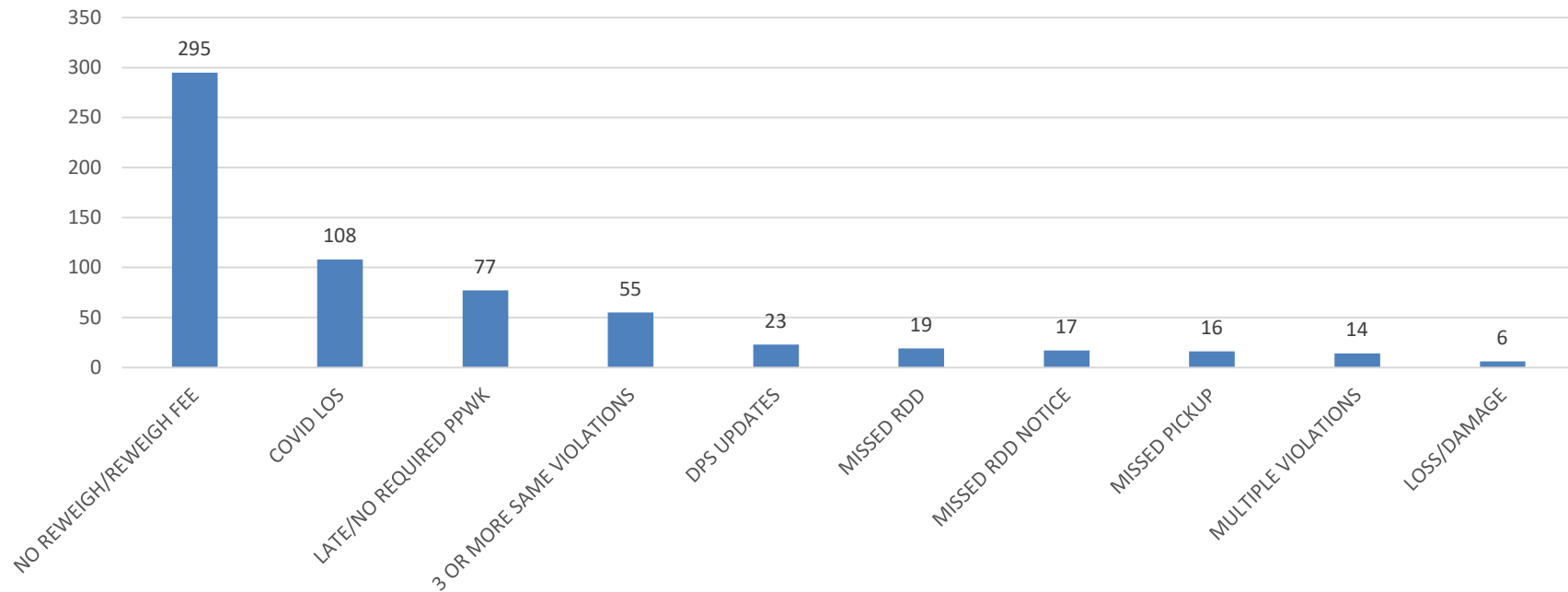
Total: 42



TOP 10 Infractions

Together, we deliver.

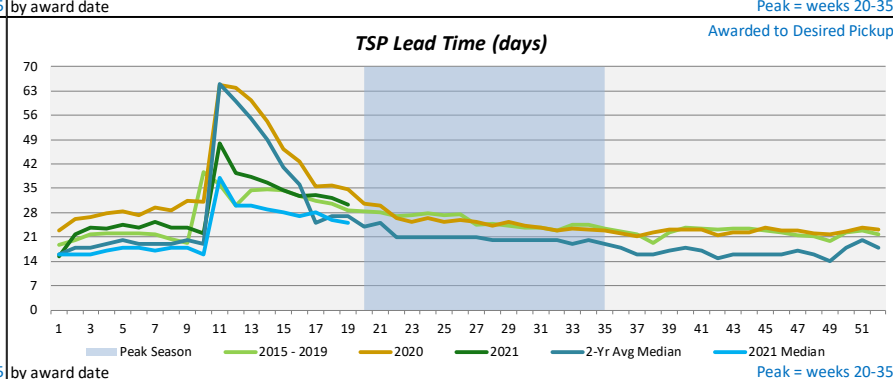
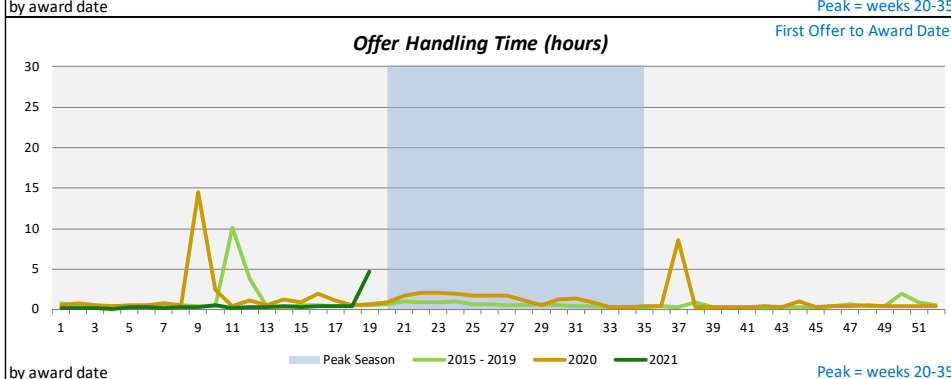
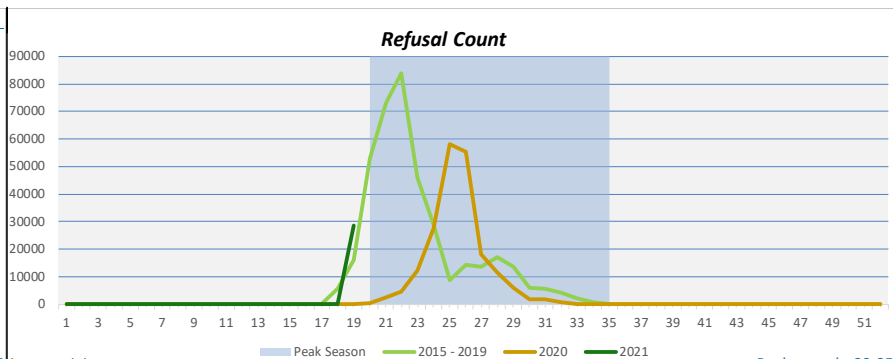
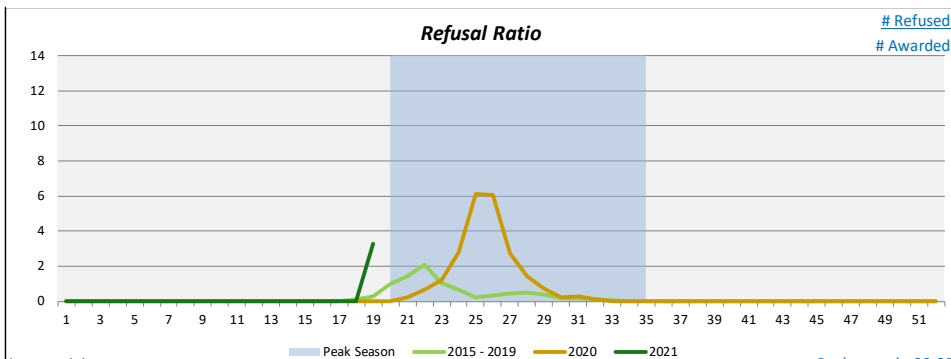
TOP 10 Infractions (1 Jan - 5 May 2021)





DP3 Refusals/Blackouts, 10 May 2021

Together, we deliver.





Together, we deliver.

Back-Up Slides



Weekly COVID Related Suspensions

Together, we deliver.

Purpose: Provide COVID related suspensions since our last meeting.

LOS - Market/COS
(29 APR – 5 MAY 2021)

NONE

LOS – Location of Violations
(29 APR – 5 MAY 2021)

NONE

2021 Year-to-Date Total: 108

Total Since Reporting Began (15 May 2020 – 5 May 2021): 606 LOS